

# LOSS OF EMPLOYMENT 8/2020

Total LOE figures for 2020 now stand at **76,329**. August figures declined by 7,399 to **9,261**, suggesting that the rise in LOE may have peaked. **Company downsizing** is now the new leading cause of retrenchment, with the largest contributor to that being the **Manufacturing** sector.

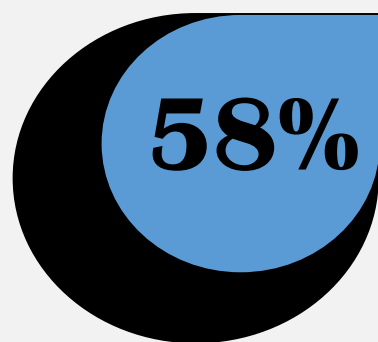
**AUGUST 2020** FIGURES DECLINED BY **44%** M-O-M, BUT REMAIN HIGH USING A Y-O-Y COMPARISON.

M-O-M = MONTH ON MONTH  
Y-O-Y = YEAR ON YEAR

## THE NUMBERS

**MANUFACTURING (24%),  
ACCOMODATION & FOOD & BEVERAGES (15%),  
AND WHOLESALE & RETAIL (14%)  
REMAIN THE TOP 3 WORST-AFFECTED INDUSTRIES**

## INDUSTRY



OF RETRENCHED WORKERS FALL INTO **THE PMET** CATEGORY

PMET = PROFESSIONALS, MANAGERS, EXECUTIVES & TECHNICIANS

## OCCUPATION CATEGORY



PRIMARY **3%**

SECONDARY **47%**

TERTIARY **46%**

## EDUCATIONAL ATTAINMENT

**51,873**

EIS APPLICATIONS WERE

**APPROVED**

AS OF 28<sup>TH</sup> AUG



## NUMBER OF APPLICATIONS

## TOP 3 CAUSES

- 1. DOWNSIZING (19%)**
- 2. CLOSURE OF BUSINESS (19%)**
- 3. VSS/MSS (15%)**

## CAUSES



MALE TO FEMALE RATIO  
REMAINS CONSTANT AT

**3 : 2**



## GENDER



**62%** OF THE APPLICANTS EARNED **BELOW RM3,000** PER MONTH

## WAGE LEVEL



**85%** OF THOSE LAID OFF WERE IN A **PERMANENT** POSITION

## PREVIOUS JOB STATUS


**APPROVED CLAIMS:**

**113,696 JSA**

**379 RIA**

**10,735 ERA**

AS OF 28<sup>TH</sup> AUG



## NUMBER OF APPROVED CLAIMS

**SELANGOR & KUALA LUMPUR** EXPERIENCED THE HIGHEST VOLUME OF TRAFFIC (APPLICATIONS + CLAIMS)

## VOLUME

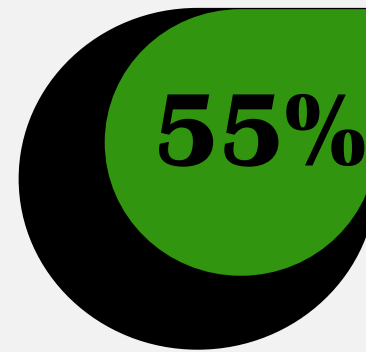


# JOB PLACEMENTS 8/2020

The PENJANA Hiring Incentive Program saw great success in **August**, recording **21,174** placements. Combined with the **17,797** placements facilitated by Employment Services (ES) officers since January, **August** saw a cumulative total of **38,971** placements.

**37.1%** EIS INSURED PERSONS (EIS)  
**8.0%** ORDINARY APPLICANTS  
**0.6%** DISABLED WORKERS (RTW)  
**54.3%** HIRING INCENTIVE (PENJANA)  
 WERE EMPLOYED

## THE NUMBERS



**55%** WERE RE-HIRED AS  
**PMETs**

PMET = PROFESSIONALS, MANAGERS,  
 EXECUTIVES & TECHNICIANS

## OCCUPATION CATEGORY

**24,886**  
 SUCCESSFULLY RE-ENTERED  
 THE JOB MARKET  
 IN AUGUST  
 [21,174 (PENJANA) + 3,712 (ES)]

## NUMBER OF PLACEMENTS



EMPLOYED **96.2%**

SELF-EMPLOYED **3.8%**

## \*EMPLOYMENT CATEGORY



**3 : 2**

MEN TO WOMEN  
 REJOINING THE WORKFORCE

## \*GENDER

MOST OF THE HIRED JOBSEEKERS HAD A

**SPM**  
**QUALIFICATION**  
 OR ITS EQUIVALENT

## \*CURRENT MARKET

**58%**  
 WILL RECEIVE A  
 MONTHLY SALARY OF  
**RM3,000**  
 OR BELOW

## \*OFFERED SALARY



**21%** OF PLACEMENTS  
 WERE IN THE  
**MANUFACTURING**  
 INDUSTRY

## \*INDUSTRY




MOST PLACEMENTS  
 WERE LOCATED IN  
**SELANGOR (19%)**

## \*PLACEMENT LOCATION

HIRING WAS MOST ACTIVE

AMONG  
**25 - 29**  
 YEAR OLDS



## \*AGE GROUP

## EMPLOYMENT SERVICES

IN TOTAL, **80,733**  
**CASES**  
 WERE REFERRED  
 TO EMPLOYMENT SERVICES (ES)

**61,910**  
 WERE **MOTIVATED** TO RE-  
 ENTER THE LABOR MARKET

AS OF AUGUST,  
**228,921**  
**VACANCIES**  
 HAVE BEEN COLLECTED

\*The statistics exclude  
 PENJANA jobseekers

