

LOSS OF EMPLOYMENT 4/2020

Covid-19 is beginning to impact the job market as 2020 loss of employment figures soared to **21,745**. At **6,143**, cases spiked in April. Once again, LOE cases were concentrated in **Selangor**. **Closure of business** remains the top cause, with the largest contributor to that being the **Wholesale and Retail** sector.

APRIL 2020 RETRENCHMENT FIGURES
ROSE BY **72% Y-O-Y** AND **17% M-O-M**.

Y-O-Y = YEAR ON YEAR
M-O-M = MONTH ON MONTH

THE NUMBERS

LOST THEIR JOBS
DUE TO
21% **BUSINESS CLOSURES**

CAUSES



MOST RETRENCHED WORKERS WORKED IN THE MANUFACTURING INDUSTRY
(**23%** OF THE TOTAL)

INDUSTRY

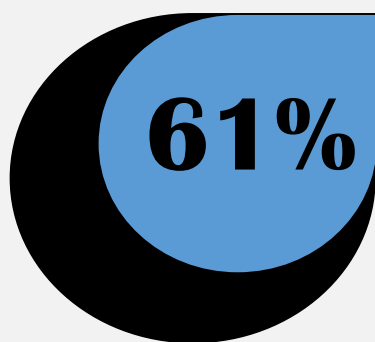


MALE TO FEMALE RATIO
REMAINS CONSTANT AT

3 : 2



GENDER



61% OF RETRENCHED WORKERS FALL INTO **THE PMET CATEGORY**

PMET = PROFESSIONALS, MANAGERS, EXECUTIVES & TECHNICIANS

OCCUPATION CATEGORY



55% OF THE APPLICANTS EARNED **BELOW RM3,000 PER MONTH**

WAGE LEVEL



PRIMARY **3%**

SECONDARY **46%**

TERTIARY **47%**

EDUCATIONAL ATTAINMENT



85% OF THOSE LAID OFF WERE IN A **PERMANENT POSITION**

PREVIOUS JOB STATUS

17,004 EIS APPLICATIONS WERE **APPROVED** AS OF 1ST MAY




NUMBER OF APPLICATIONS

APPROVED CLAIMS:

39,095 JSA

134 RIA

5,534 ERA



AS OF 1ST MAY

NUMBER OF APPROVED CLAIMS

SELANGOR & KUALA LUMPUR EXPERIENCED THE HIGHEST VOLUME OF TRAFFIC (APPLICATIONS + CLAIMS)

VOLUME

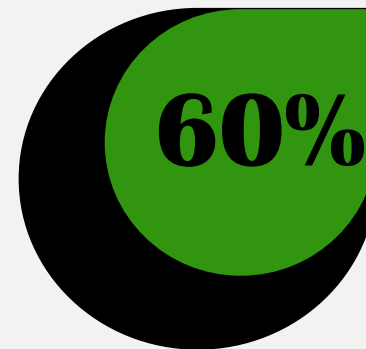


JOB PLACEMENTS 4/2020

As of **April, 8,183** individuals successfully re-entered the job market. Most jobseekers were re-employed as **professionals**. Individuals aged below **40** were viewed most favorably by hiring managers.

90.6% EIS INSURED PERSONS (EIS)
7.2% ORDINARY APPLICANTS
2.2% DISABLED WORKERS (RTW)
WERE EMPLOYED

THE NUMBERS



WERE RE-HIRED AS
PMETs

PMET = PROFESSIONALS, MANAGERS,
EXECUTIVES & TECHNICIANS

OCCUPATION CATEGORY

1,104
SUCCESSFULLY RE-ENTERED
THE JOB MARKET
IN APRIL 2020

NUMBER OF PLACEMENTS



EMPLOYED **93%**

SELF-EMPLOYED **7%**

EMPLOYMENT CATEGORY



3 : 2

MEN TO WOMEN
REJOINING THE WORKFORCE

GENDER

MOST OF THE HIRED
JOBSEEKERS HAD A
SPM
QUALIFICATION
OR ITS EQUIVALENT

CURRENT MARKET

63%
WILL RECEIVE A
MONTHLY SALARY OF
RM3,000
OR BELOW

OFFERED SALARY



20% OF PLACEMENTS
WERE IN THE
MANUFACTURING
INDUSTRY

INDUSTRY




MOST PLACEMENTS
WERE IN **SELANGOR**
(**20%**)

PLACEMENT LOCATION

HIRING WAS MOST ACTIVE

AMONG
30 - 34
YEAR OLDS



AGE GROUP

EMPLOYMENT SERVICES

26,492
TOTAL CASES
WERE REFERRED
TO EMPLOYMENT SERVICES (ES)

19,310
WERE **MOTIVATED** TO RE-
ENTER THE LABOR MARKET

AS OF APRIL,
13,434
VACANCIES
HAVE BEEN COLLECTED

